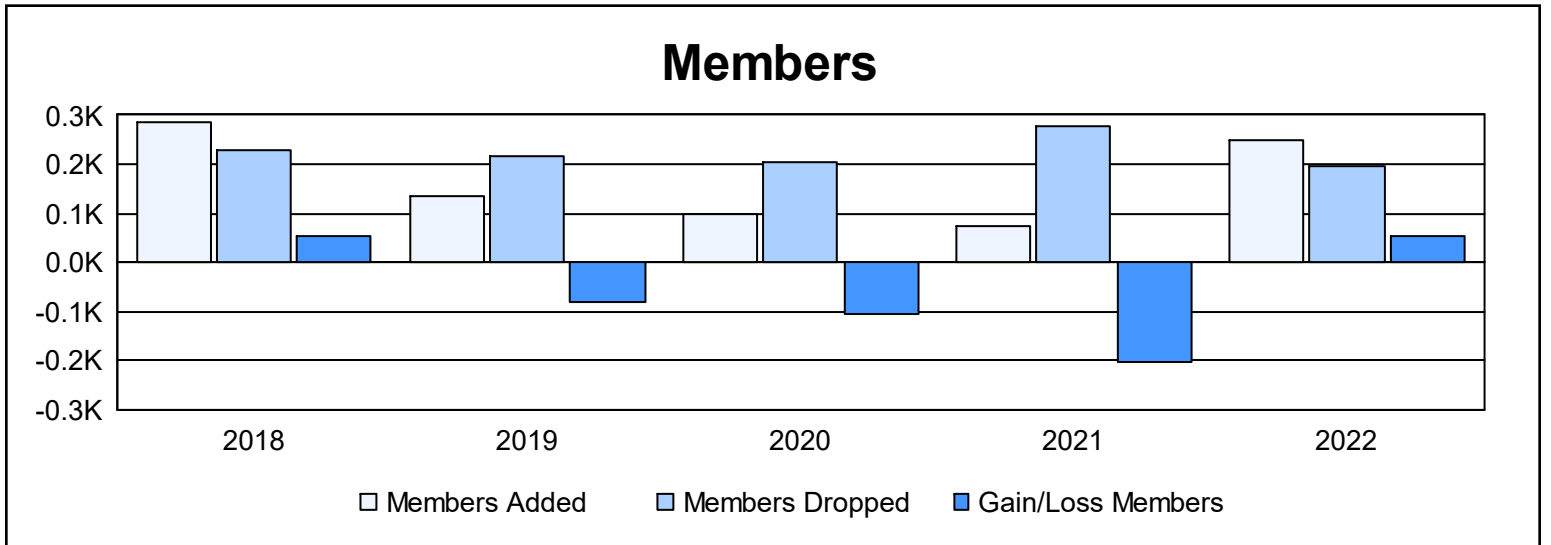
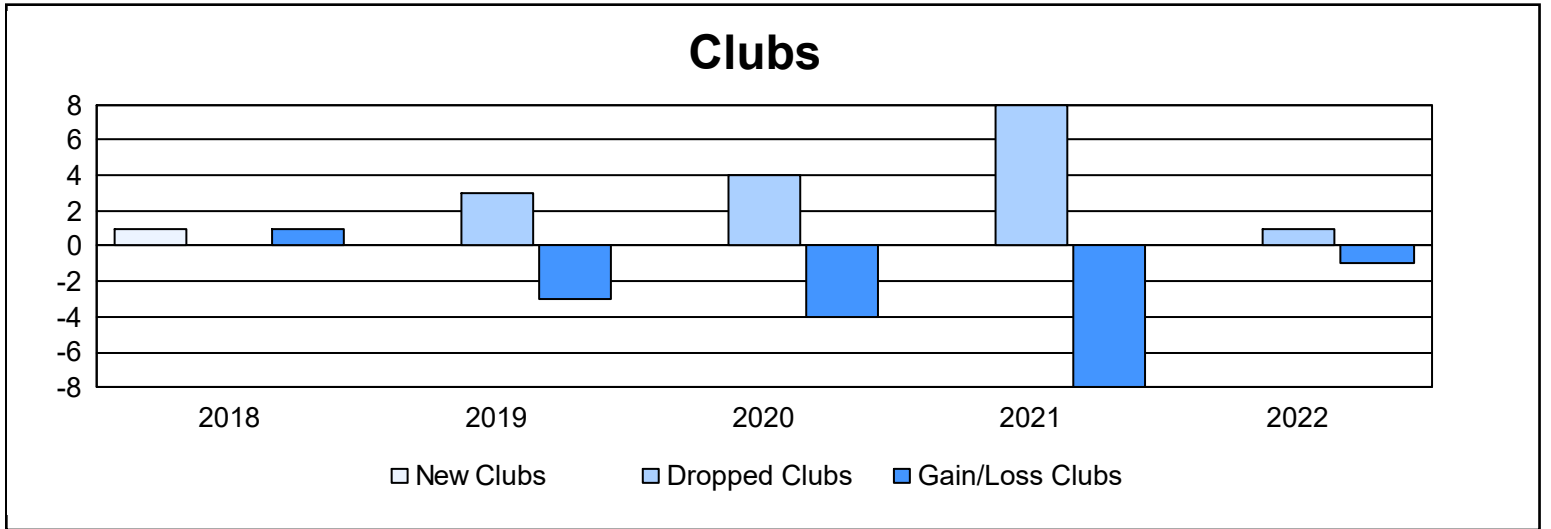
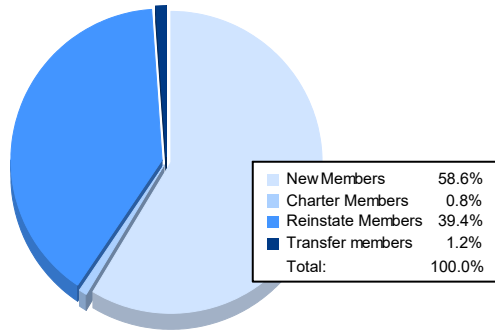


Year	New Clubs	Dropped Clubs	Gain/ Loss Clubs	New Members	Charter Members	Reinstate Members	Transfer Members	Total Member Added	Total Members Dropped	Gain/ Loss Members
2017-2018	1	0	1	247	23	7	7	284	230	54
2018-2019	0	3	-3	117	1	8	9	135	215	-80
2019-2020	0	4	-4	93	0	2	3	98	204	-106
2020-2021	0	8	-8	65	0	4	4	73	276	-203
2021-2022	0	1	-1	146	2	98	3	249	194	55
<b>Average</b>	<b>0</b>	<b>3</b>	<b>-3</b>	<b>134</b>	<b>5</b>	<b>24</b>	<b>5</b>	<b>168</b>	<b>224</b>	<b>-56</b>



### Membership Composition June 2022 Cumulative



### Gender Composition June 2022 Cumulative

